

Luis Patricio

PhD Candidate

Urban Development | Western University

Human Environments Analysis Lab
(HEAL)

lbritopa@uwo.ca



Mobilizing Justice Partnership

- <https://mobilizingjustice.ca>
- Started in **2021**

'A massive opportunity': U of T researchers lead national effort to mainstream equity in transportation planning



A new five-year, multimillion-dollar project will bring together university researchers, non-profits, industry, unions and various levels of government to study transportation poverty in Canada (Photo by Roberto Machado Noa/LightRocket via Getty Images)



Thursday, June 24, 2021

Don Campbell

<https://utsc.utoronto.ca/news-events/breaking-research/massive-opportunity-u-t-researchers-lead-national-effort-mainstream-equity>

Mobilizing Justice Partnership

- 12 universities
- 8 municipal governments
- 6 provincial and federal agencies
- 8 nonprofits
- 7 private sector firms

Table 1: Mobilizing Justice Partners

Universities	Governments and Agencies	Businesses and Community Organizations
CIRRELT (Université de Montréal)	Autorité régionale de transport métropolitain (ARTM)	Amalgamated Transit Union Canada
CIRODD (École de Technologie Supérieure)	Canadian Mortgage and Housing Corporation (CMHC)	Canadian Institute of Planners
McGill University	City of Calgary	Canadian Urban Institute
McMaster University	City of Edmonton	Canadian Urban Transit Association
Memorial University	City of Toronto	Centre for Active Transportation
Simon Fraser University	City of Vancouver	ESRI Canada
University of British Columbia	Ministry of Transportation of Ontario (MTO)	Federation of Canadian Municipalities
University of Manitoba	Housing, Infrastructure and Communities Canada	Pantonium
University of Oregon	Metrolinx	Pembina Institute
University of Texas Austin	Region of Waterloo	RideShark
University of Toronto	Statistics Canada	Spare Labs
University of Waterloo	Translink	Transit App
	Toronto Transit Committee (TTC)	United Way of the GTA
	Ville de Montreal	Urban Strategies
	York Region	

National Survey on Transport Poverty

- Feedback: 48 participants from 7 provinces
- Pilot with 748 participants
- 27,000 respondents
- 41 Census Metropolitan Areas (CMAs)
- Weighted by age, gender, household size, and household income

https://mobilizingjustice.ca/wp-content/uploads/2025/10/MJ-National-Survey-Design-and-Data-Collection_version02_Oct2025.pdf

Mobilizing Justice Partnership

A National Survey on Transport Poverty: Survey Overview and Data Collection Version 01

Matan E. Singer, Ignacio Tiznado Aitken, Catherine Morency, Hubert Verreault,
Samuel Duhaime-Morissette, Howaida Hassan, and Steven Farber

October 2025



National Survey on Transport Poverty

- Barriers and constraints
- Wellbeing outcomes
- Satisfaction and gaps
- Suppressed and excess travel
- Aspirations



Explore

Explore data by selecting a geographic area, population group, and survey theme. This module generates summary statistics and visualizations to highlight key patterns and disparities.

National Survey on Transport Poverty London

<https://survey.mobilizingjustice.ca/explore>

Forced car ownership

To what extent do you agree with the following statements? I feel forced to own a car access my daily activities

Export

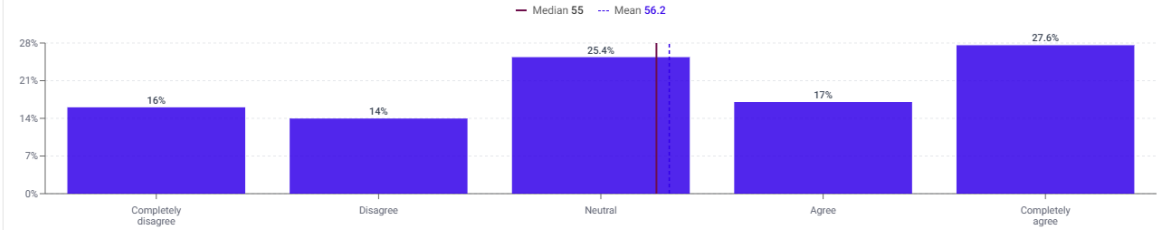
296 respondents London

56.2

MEAN - OUT OF 100

55

MEDIAN - OUT OF 100



Wait time too long with public transit

To what extent do you agree with the following? The waiting time for public transit is too long

Export

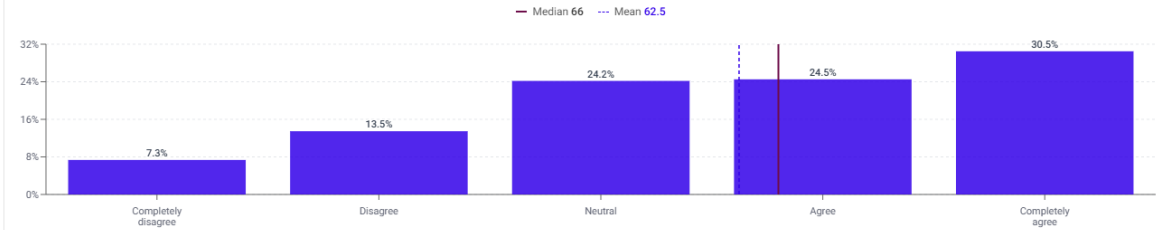
241 respondents London

62.5

MEAN - OUT OF 100

66

MEDIAN - OUT OF 100



Activity participation: Friends and families

To what extent do you agree with the following? "With the transport options available to me, I can easily participate/reach the following destinations." Friends and families

Export

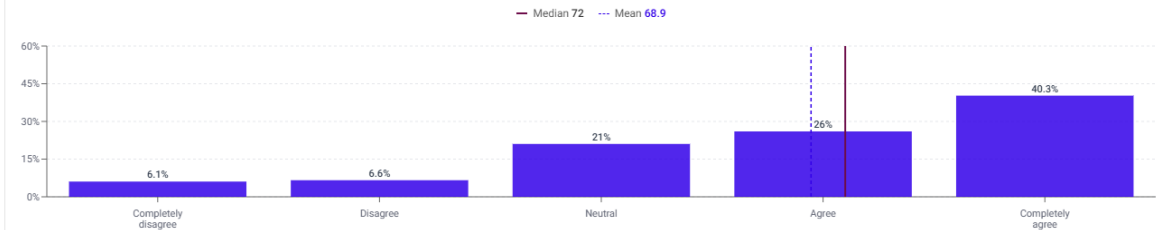
378 respondents London

68.9

MEAN - OUT OF 100

72

MEDIAN - OUT OF 100



National Survey on Transport Poverty Opportunities

Learn

Take a deeper dive in the data, identify useful insights, compare to what we already know

Share

Use the survey data to communicate, inform and educate

Integrate

Include data points in the MMP metrics and part of the decision making process of transportation projects

Collaborate

Reach out to the MJ partners to discuss potential applications and learn how they are using this data for urban and transportation planning elsewhere